



king swings



Bring The Playground Home

Table of Contents

- 2 Index
- 4 Best Sellers
- 6 How This Works
- 7 Quality in Every Detail
- 8 FAQ & Warranty Info
- 10 Kingdom Series
- 24 Space Shuttle Series
- 36 Pirate Ship Series
- 50 Teddy Bear Series
- 60 Customizing
- 62 Towers
- 64 Playhouses
- 65 Roofs
- 66 Connectors
- 67 Swing Beams
- 68 Slides
- 70 Climbers
- 71 Swings
- 74 Fun Accessories
- 76 Mulch, Edging, Weed Guard
- 77 King Swings Commercial
- 78 About King Swings
- 79 Behind The Scenes

Best Sellers

View on Page
50

New Cubby's Fort | Pg 50

View on Page
38

Sea King | Pg 38

View on Page
36

Captain's Castle | Pg 36

View on Page
12

The Palace | Pg 12

View on Page
16

The Mansion | Pg 16



Playhouse Series Kingdom

View on Page
10

The Homestead | Pg 10

View on Page
12

The Palace | Pg 12

View on Page
14

The Chateau | Pg 14

View on Page
16

The Mansion | Pg 16

View on Page
18

The Lodge | Pg 18

View on Page
20

The Bungalow | Pg 20

View on Page
22

New Cottage | Pg 22

Large Series Space Shuttle

View on Page
24

Rocket Launcher | Pg 24

View on Page
26

Space Walk | Pg 26

View on Page
28

The Eclipse | Pg 28

View on Page
30

The Galaxy | Pg 30


View on Page
32


Launching Pad | Pg 32


View on Page
34


Cosmic Launcher | Pg 34


Medium Series Pirate Ship


View on Page
36

Captain's Castle | Pg 36


View on Page
38

Sea King | Pg 38

View on Page
40

New Wave Rider | Pg 40


View on Page
42

Starboard Escape | Pg 42


View on Page
44

Captain's Pearl | Pg 44


View on Page
46

Treasure Cove | Pg 46


View on Page
48

The Marina | Pg 48


Small Series Teddy Bear

View on Page
50

New Cubby's Fort | Pg 50

View on Page
52

Care Bear Castle | Pg 52

View on Page
54

Winnie's Tower | Pg 54

View on Page
56

Honey Bear Hangout | Pg 56

View on Page
58

Wish Bear's Dream | Pg 58



Best Sellers

Not sure where to start? With so many options, sizes, and colors, it can seem a bit overwhelming. A great place to start is our best sellers since they show our most popular towers, slides, and accessories.

New Cubby's Fort

Teddy Bear Series | Small

The Cubby's Fort is a best seller year after year! We are tweaking the design to include our new checkerboard sandbox cover. The Cubby's Fort is just a classic swing set design in an attractive package. It has everything you need in a tight layout that will fit into almost any backyard while not breaking the budget!

[View on Page 50](#)



Sea King

Pirate Ship Series | Medium

With plenty of room in the 6x8 tower for the fun adventures your children embark on, the Sea King also has the components to take those adventures to the next level. A full width rock wall, staircase, waterfall slide, and 3 position monkey bar provides both easy access to the tower and fun challenges!

[View on Page 38](#)



Captain's Castle

Pirate Ship Series | Medium

Striking to behold, the Captain's Castle is our most popular larger swing set. Boasting a full width 7' rock wall on the back of the tower, a 7' super spiral slide, waterfall slide, hammock swing, and a three position monkey bar swing beam, the Captain's Castle has fun options for both younger and older children!

[View on Page 36](#)



The Palace

Kingdom Series | Playhouse

The Palace's 8x8 playhouse is massive! It has plenty of space for any wild shenanigans your children dream up. You can host slumber parties or have a movie night inside the playhouse; with so much space the options are endless! With a turbo tube slide, rock wall, fireman's pole, and three position high beam, the Palace will be the hub of outside play!

[View on Page 12](#)



The Mansion

Kingdom Series | Playhouse

The Mansion is just so cute! The wrap-around porch adds a lot of value to the swing set and gives you a lot of space to attach different slides or climbers. The decking underneath the tower, plus the lemonade stand, creates a fantastic place for creative play. All in all, the Mansion is a customer favorite as it has so much space and charm!

[View on Page 16](#)



How It Works

How to Order from King Swings


1



Measure & Familiarize

Know your yard and check out our swing sets at [kingswingsets.com](https://www.kingswingsets.com)

2



Customize & Order

Contact our design team to customize your swing set and place a deposit.

See more on Page 60

3



Scheduling & Installation

We will line up a day for our crew to deliver and install your set. Most sets are ready for play within 1 to 3 hours.

4



Peace & Play!

Quality in Every Detail



We get it, a swing set is a big purchase, one that we believe you should only make once. That is why we use the highest quality materials and products in the manufacturing of our swing sets. Nearly all of our materials are sourced from right here in the USA and we build each set by hand from the ground up.

Our goal is for your children's children to play on your King Swings play set!

FAQ

Q1: What happens if my yard has a bit of a slope?

We can work with a slope of 12" over 20'. If you have a slope, we will need to dig down and/or block up the tower to stabilize it

Q2: Do you see any sway in a vinyl swing beam?

Yes, all wood based swing beams sway when being used. This is normal! Just like a big tree swaying in the wind, the lumber will flex a bit but will not break.

Q3: Does customizing cost extra?

No. We love to help parents design their own swing set so there is no cost for customizing. The cost only changes as you remove or add components.

Q4: How easy is vinyl to clean?

Very easy. Just spot wash as needed with a simple cleaner or give it a gentle power washing.

Q5: Where do you deliver and install?

We deliver to PA, NY, DE, NJ, MD, CT, VA, OH, NH, ME, VT, RH, NC, SC, TN, GE, MA, IN, IL, WV, MI, FL, and more!

Q6: Do we get to pick our colors?

Yes, you can mix and match colors. The one firm rule for colors is that ivory vinyl has brown decking while bright white vinyl has gray decking.



Why King Swings?



Quality of Products & Durability

Being parents ourselves, King Swings knows the toll children can take on objects. That is why we only use the best material to build our swing sets. Trex decking, Georgia yellow pine, stainless steel hardware, and much more make our sets withstand children, storms, and most importantly, time.

Since we use the best, parents can enjoy the swing sets with their children. Go ahead, swing, climb, and slide; the set is strong enough for you to play alongside your children.

Highest of standards & safety

Children should be able to play outside without the need of mom and dad constantly monitoring them. This is why we make our equipment as safe as possible and also why we encourage parents to customize their play set to suit the needs of their children.

Customer Service & Warranty

We get it, playsets can be a big purchase. This is why we stand behind our work with a hefty warranty. Each vinyl set has a **6-year warranty** on all parts and our workmanship. The lumber inside the vinyl is covered by a **lifetime warranty** against rot, decay, and insect damage. The vinyl itself has a **20-year warranty** against discoloration and fading.

The Homestead

Recommended Ages 3 to 14



Customizing Tip

You could replace the bubble tube panel with a tunnel express slide and add a turbo tube slide out the back of the playhouse.

This Model Includes

Towers: 8' x 11' Play Deck with Aluminum Railings w/ 6' Deck Height
Playhouse: 8' x 8' Playhouse with Horizontal Window, 8' x 8' Clubhouse with (2) Doors

Slides: 7' Sidewinder

Climbers: Staircase with Aluminum Railings

Roof Type: Poly and Metal Lean-to Roof

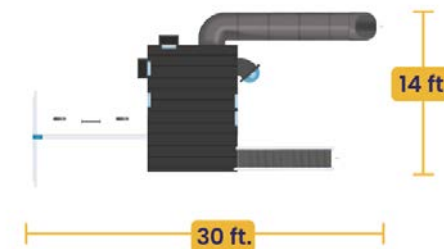
Swing Beam: 3 Position 10' High Beam

Rides: (2) Belt Swings, Trapeze Bar

Fun Add-ons: (2) Big Playhouse Windows, (5) window boxes, Coffee Bar with Two Chairs, Bubble Tube Panel



The Homestead



Border Needed:
112 Linear ft.

Rubber Mulch Needed:
2.5 tons

Wood Mulch Needed:
7 cu. yds.

Weed Guard Needed:
720 sq. ft.

Total Space Needed
20' x 36'



The Palace

Recommended Ages 3 to 12



Customizing Tip

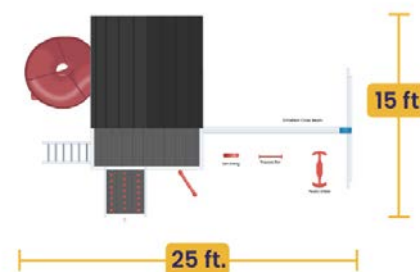
Instead of a fireman's pole, you could run a 12' avalanche slide out the front of the balcony. Adding decking under the tower with a picnic table or tea table and chairs would create another play area.

This Model Includes

Towers: 8' x 11' Play Deck w/ 6' Deck Height
Playhouse: 8' x 8' Playhouse
Slides: 7' Turbo Tube Slide
Climbers: 6' Ladder, 6' Full Width Rock Climbing Wall
Roof Type: Poly
Swing Beam: 3 Position 10' High Beam
Rides: Belt Swing, Trapeze Bar, Plastic Glider
Fun Add-ons: Fireman's Pole



The Palace



Border Needed:
104 Linear ft.

Rubber Mulch Needed:
2 tons

Wood Mulch Needed:
7 cu. yds.

Weed Guard Needed:
651 sq. ft.

Total Space Needed:
21' x 31'



This Model Includes

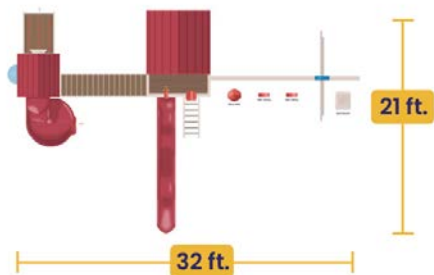
Towers: 6' x 8' Play Deck w/7' Deck Height, 4' x 4' Play Deck w/ 7' Deck Height
 Playhouse: 6' x 6' Playhouse
 Connector: Wobbly Bridge
 Sandbox: 4' x 4' (12 Bags of Sand Needed)
 Slides: 7' Super Spiral Slide, 14' Avalanche Slide
 Climbers: 7' Full Width Rock Climbing Wall, 7' Ladder
 Roof Type: Poly
 Swing Beam: 4 Position 10' High Beam
 Rides: (2) Belt Swings, Buoy Ball, Hammock Swing
 Fun Add-ons: 6' x 6' Ball Pit (Includes 2500 Balls), Telescope, Spot Light, Megaphone, Bubble Panel



The Chateau

Recommended Ages 4 to 12

The Chateau



Border Needed:
130 Linear ft.

Rubber Mulch Needed:
3.5 tons

Wood Mulch Needed:
10 cu. yds.

Weed Guard Needed:
1026 sq. ft.

Total Space Needed:
27' x 38'



Customizing Tip

To make this set more little kid friendly, you could lower the towers down to 5'. Instead of the bubble panel you could attach a fireman's pole. Adding a clubhouse under the 4' x 4' tower would be fun as well since you would have two playhouses.

The Mansion

Recommended Ages 2 to 12




Customizing Tip

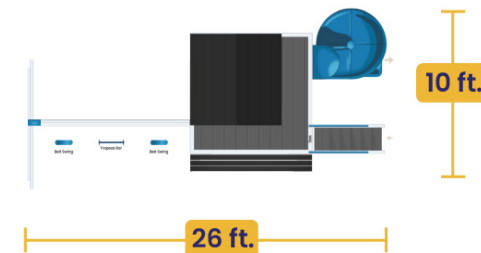
If you would like to add a climber, we can move the slide to the back of the balcony and install the climber next to the staircase. If you need additional slides, we can always run a sidewinder or turbo tube slide out the back of the Mansion.

This Model Includes

- Towers: 8' x 8' Play Deck w/ 6' Deck Height
- Playhouse: 6' x 6' Playhouse
- Slides: 6' Super Spiral Slide
- Climbers: 6' Poly Staircase
- Roof Type: Poly
- Swing Beam: 3 Position High Beam
- Rides: (2) Belt Swings, Trapeze Bar
- Fun Add-ons: Decking under Tower, 8' Lemonade Stand and Chairs, Additional Door, 4' Flower Box, Window Box



The Mansion



Border Needed:
96 Linear ft.

Rubber Mulch Needed:
2 tons

Wood Mulch Needed:
5 cu. yds.

Weed Guard Needed:
512 sq. ft.

Total Space Needed
16' x 32'

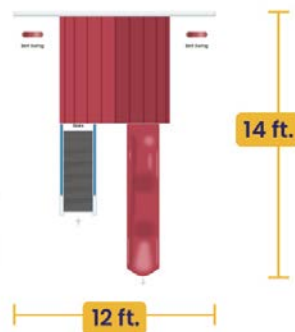


This Model Includes

Towers: 6'x 6' Play Deck w/ 5' Deck Height
Playhouse: 4' x 6' Playhouse
Slides: 10' Avalanche Slide
Climbers: 5' Staircase
Roof Type: Poly
Swing Beam: 2 Position Cross Beam
Rides: (2) Belt Swings
Fun Add-ons: Built In Picnic Table



The Lodge



Border Needed:
84 Linear ft.

Rubber Mulch Needed:
1.5 tons

Wood Mulch Needed:
4 cu. yds.

Weed Guard Needed:
432 sq. ft.

Total Space Needed
24' x 18'



The Lodge

Recommended Ages 2 to 10



Customizing Tip

You can increase the size of the playhouse to a 6x6. To add more fun, you could do a tunnel express out the back of the playhouse.

This Model Includes

Towers: 8'x6' Tower, 8'x4' Open Concept Play-house w/ 5' Deck Height
Slides: Two 10' Waterfall Slides
Climbers: 5' Staircase
Roof Type: Poly
Swing Beam: 3 Position 8' Standard Swing Beam
Rides: Belt Swing, Trapeze Bar, 2 Rope Tire Swing
Fun Add-ons: 2 Spotlights, Fireman's Pole

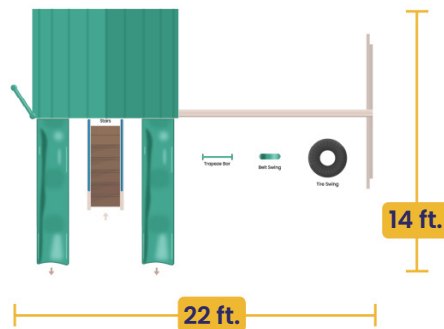


The Bungalow

Recommended Ages 2 to 10



The Bungalow



Border Needed:
96 Linear ft.

Rubber Mulch Needed:
2 tons

Wood Mulch Needed:
6 cu. yds.

Weed Guard Needed:
560 sq. ft.

Total Space Needed
20' x 28'



Customizing Tip

Adding a ball pit under the tower would really max out the fun or, for a more classy look, add decking and a picnic table! A tube slide attached to the back of the tower would add a fun escape hatch!

This Model Includes

Towers: 6' x 8' Play Deck w/ 5' Deck Height
 Playhouse: 6' x 6' Playhouse with Horizontal Window
 Slides: 10' Avalanche Slide
 Climbers: 5' Staircase
 Sandbox: 6' x 6' (27 Bags of Sand Needed)
 Roof Type: Poly and Metal Lean-to Roof
 Swing Beam: 3 Position Monkey Bar
 Rides: Plastic Glider, Belt Swing, Trapeze Bar
 Fun Accessories: Ship's Wheel, Telescope

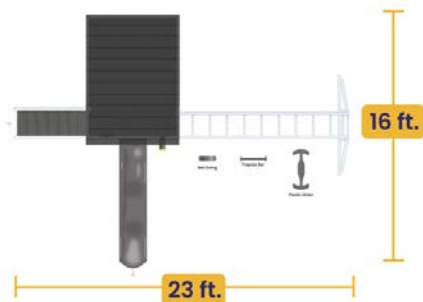


New Cottage

Recommended Ages 2 to 10



New Cottage



Border Needed:
102 Linear ft.

Rubber Mulch Needed:
2 tons

Wood Mulch Needed:
7 cu. yds.

Weed Guard Needed:
638 sq. ft.

Total Space Needed
22' x 29'



Customizing Tip

You can change the style of roof back to the standard style if you desire. Adding slides out of the playhouse is a great way to add a lot of fun!

Rocket Launcher

Recommended Ages 2 to 12



Customizing Tip

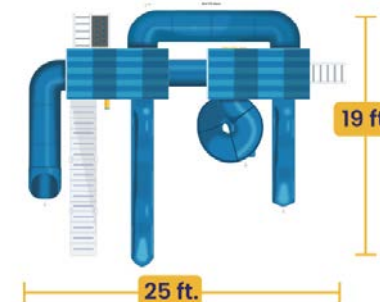
Removing the ladder on the right side of the swing set allows you to attach a swing beam or monkey bar swing beam. If you want more climbers, we can change any of the slides to a rock wall or cargo net.

This Model Includes

- Towers:** (2) 4' x 8' Double Deck Towers w/ 5' and 7' Deck Height
- Connector:** 3' Tunnel Tube
- Slides:** 7' Turbo Tube Slide, 10' & 14' Avalanche Slides, 5' Sidewinder, 18' Ball Pit Blast
- Climbers:** 5' Ladder, 5' Rock Climbing Wall/Ladder Combo, 12' Ramp
- Sandbox:** 4' x 4' (12 Bags of Sand Needed)
- Roof Type:** Fabric
- Rides:** Deluxe Toddler Swing (Below 7' Tower)
- Fun Add-ons:** Ship's Wheel, Telescope, Tic-Tac-Toe, Ball Pit w/1500 playballs, Built-in Picnic Table, Megaphone, Spotlight



Rocket Launcher



Border Needed:
118 Linear ft.

Rubber Mulch Needed:
3 tons

Wood Mulch Needed:
9 cu. yds.

Weed Guard Needed:
864 sq. ft.

Total Space Needed
27' x 32'



This Model Includes

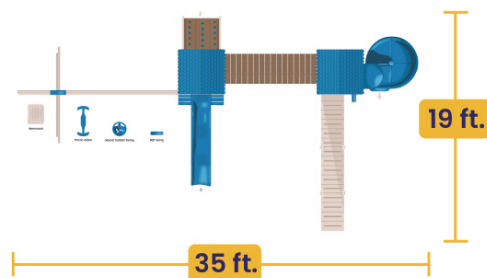
Towers: (2) 4' x 4' Play Decks w/ 5' Deck Height
Connector: Wobbly Bridge
Slides: 5' Super Spiral Slide, 10' Waterfall Slide
Climbers: 12' Ramp, 5' Full Width Rock Climbing Wall
Sandbox: 4' x 4' (12 Bags of Sand Needed)
Roof Type: Plastic
Swing Beam: 4 Position 8' Standard Beam
Rides: Belt Swing, Deluxe Toddler Swing, Plastic Glider, Hammock Swing
Fun Add-ons: Ship's Wheel, Telescope, Tic-Tac-Toe (on Bottom Railing), Lemonade Stand w/ 2 chairs, Decking & Railing Under One Tower



Space Walk

Recommended Ages 3 to 12

Space Walk



Border Needed:
132 Linear ft.

Rubber Mulch Needed:
3.5 tons

Wood Mulch Needed:
10 cu. yds.

Weed Guard Needed:
1025 sq. ft.

Total Space Needed
25' x 41'



Customizing Tip

A common change is to switch the standard swing beam to a monkey bar swing beam. If you want to make this set more older kid friendly, raise the deck heights to 7' tall. This way you can add taller climbers and faster slides.

The Eclipse

Recommended Ages 2 to 12



Customizing Tip

Changing the climber combo to a full rock wall or cargo net gives you better climbing. If you have older children, we can change the monkey bar to a 10' high beam for higher swinging.

This Model Includes

Towers: 6' x 8' Double Deck w/ 5' & 7' Deck Height

Slides: 7' Turbo Tube Slide, 5' Sidewinder, 10' Avalanche Slide

Climbers: 5' Staircase, 7' Rock Climbing Wall/Ladder Combo

Sandbox: 6' x 8' (36 Bags of Sand Needed)

Roof Type: Poly

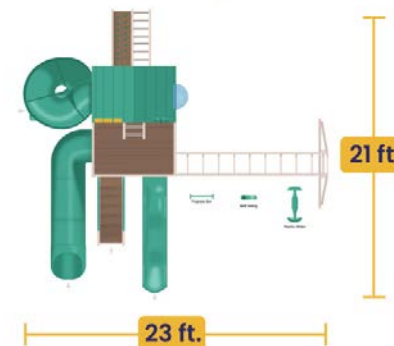
Swing Beam: 3 Position Monkey Bar

Rides: Plastic Glider, Belt Swing, Trapeze Bar

Fun Add-ons: Bubble Panel, Tic-Tac-Toe, Ship's Wheel



The Eclipse



Border Needed:
120 Linear ft.

Rubber Mulch Needed:
3 tons

Wood Mulch Needed:
9 cu. yds.

Weed Guard Needed:
900 sq. ft.

Total Space Needed
30' x 30'

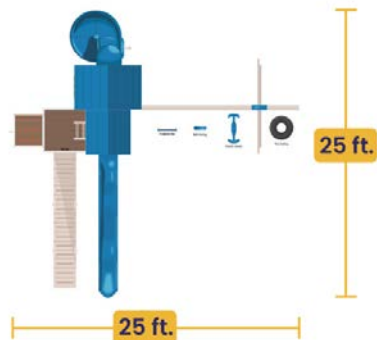


This Model Includes

Towers: Triple Cascade Tower (5', 6', & 7' towers)
Slides: 14' Avalanche Slide, 9' Super Spiral Slide
Climbers: 12' Ramp, 5' Full Width Rock Climbing Wall
Sandbox: 4' x 8' (24 Bags of Sand Needed)
Roof Type: Poly
Swing Beam: 4 Position 10' High Beam
Rides: Belt Swing, Trapeze Bar, Plastic Glider, 4 Rope Tire Swing, Hammock Swing (Below 9' deck), Deluxe Toddler Swing (below 7' deck)
Fun Add-ons: Ship's Wheel, Telescope, Megaphone, Spot Light, Tic-Tac-Toe, Tea Table and Chairs, Bubble Panel



The Galaxy



Border Needed:
128 Linear ft.

Rubber Mulch Needed:
3.5 tons

Wood Mulch Needed:
11 cu. yds.

Weed Guard Needed:
1024 sq. ft.

Total Space Needed
32' x 32'



The Galaxy

Recommended Ages 2 to 14



Customizing Tip

If you want a faster slide, you can change the super spiral slide to a tunnel express or sidewinder slide. Add decking to the bottom of the towers to double the play area.

Launching Pad

Recommended Ages 2 to 14



Customizing Tip

If you want monkey bars, we can change the high swing beam to a monkey bar swing beam. You can also add a fireman's pole next to the staircase for an extra bit of fun.

This Model Includes

Towers: 6' x 8' Double Deck Playhouse w/ 5' & 7' Deck Height

Slides: 7' Sidewinder, 10' Avalanche Slide

Climbers: 7' Full Width Rock Climbing Wall, 5' Staircase

Sandbox: 4' x 6' (18 Bags of Sand Needed)

Roof Type: Poly

Swing Beam: 3 Position 10' High Beam

Rides: Plastic Glider, Belt Swing, Trapeze Bar

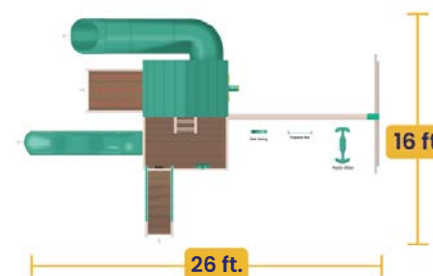
Fun Add-ons: Tic-Tac-Toe, Telescope, Ship's Wheel



Pictured above with optional door



Launching Pad



Border Needed:
108 Linear ft.

Rubber Mulch Needed:
2.5 tons

Wood Mulch Needed:
7 cu. yds.

Weed Guard Needed:
704 sq. ft.

Total Space Needed
22' x 32'



This Model Includes

Towers: 4'x8' Double-Deck Tower, 4'x4' Tower with Roof Raised 1', w/ 5' & 7' Deck Height

Connectors: 6' Solid Bridge, 6' Tunnel

Slides: 7' Sidewinder Slide, 7' Turbo Tube Slide, Two 10' Avalanche Slides

Climbers: 7' Cargo Net, 5' Staircase, 5' Ladder

Roof Type: Plastic

Swing Beam: 3 Position 8' Tall Standard Swing beam with Perpendicular Monkeybar

Rides: 3 Belt Swings

Fun Add-ons: Decking Under 4'x8' Double-Deck Tower, 8' Additional Railings, Clubhouse, 4'x4' Ball Pit w/ 1,500 Balls, 4 Straight Clear Panels, One Elbow Clear Panel

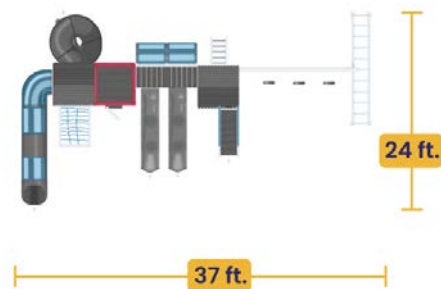


Cosmic Launcher

Recommended Ages 2 to 11



Cosmic Launcher



Border Needed:
136 Linear ft.

Rubber Mulch Needed:
4 tons

Wood Mulch Needed:
11 cu. yds.

Weed Guard Needed:
1107 sq. ft.

Total Space Needed
30' x 43'



Customizing Tip

You can attach more slides or climbers to the back side of the bridge. If you need a taller clubhouse, you can also wall up the bottom of the 7' tall tower!

This Model Includes

Towers: 4' x 8' Double Deck Tower w/ 5' & 7' Deck Height

Slides: 10' Waterfall Slide, 7' Super Spiral Slide

Climbers: 5' Ladder, 7' Full Width Rock Climbing Wall

Sandbox: 4' x 8' (24 Bags of Sand Needed)

Roof Type: Plastic, Pergola

Swing Beam: 3 Position Monkey Bar

Rides: Plastic Glider, Belt Swing, Trapeze Bar, Hammock Swing (below 7' deck)

Fun Add-ons: Tic-Tac-Toe, Telescope



Pictured above is a customized set

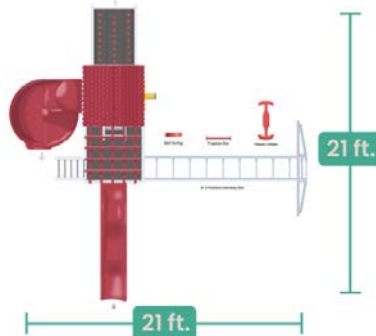


Captain's Castle

Recommended Ages 2 to 12



Captain's Castle



Border Needed:
108 Linear ft.

Rubber Mulch Needed:
2.5 tons

Wood Mulch Needed:
8 cu. yds.

Weed Guard Needed:
784 sq. ft.

Total Space Needed
28' x 28'



Pictured above is a customized set

Customizing Tip

Adding a clubhouse under the 7' tower is a great addition to the Captain's Castle. If you want higher swinging, replace the monkey bar swing beam with a 10' high swing beam and/or add a fourth swing position.

Sea King

Recommended Ages 2 to 10



This Model Includes

- Towers:** 6' x 8' Play Deck w/ 5' Deck Height
- Slides:** 10' Waterfall Slide
- Climbers:** 5' Staircase, 5' Full Width Rock Climbing Wall
- Sandbox:** 6' x 6' (27 Bags of Sand Needed)
- Roof Type:** Poly
- Swing Beam:** 3 Position Monkey Bar
- Rides:** Plastic Glider, Belt Swing, Trapeze Bar
- Fun Add-ons:** Tic-Tac-Toe, Ship's Wheel, Telescope



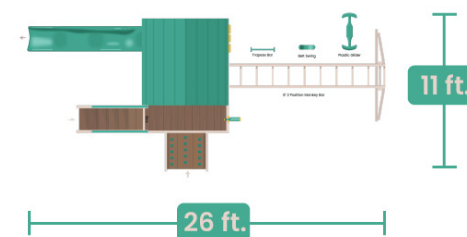
Pictured above is a customized set



Customizing Tip

Adding a super spiral slide to the back of the Sea King is a great option. If you want dual slides for slide races, you can move the rock wall to the left side and put your two slides out the front of the set.

Sea King



Border Needed:
98 Linear ft.

Rubber Mulch Needed:
2 tons

Wood Mulch Needed:
6 cu. yds.

Weed Guard Needed:
544 sq. ft.

Total Space Needed
17' x 32'



This Model Includes

Towers: 6' x 8' Play Deck w/ 7' Deck Height
Slides: 7' Super Spiral Slide, 14' Avalanche Slide
Climbers: 7' Full Width Rock Climbing Wall, 7' Ladder
Sandbox: 6' x 6' (27 Bags of Sand Needed)
Roof Type: Poly
Swing Beam: 4 Position 10' High Beam
Rides: Plastic Glider, Belt Swing, Trapeze Bar, Hammock Swing, 3 Rope Tire Swing (Below Deck)
Fun Add-ons: Telescope, Ship's Wheel

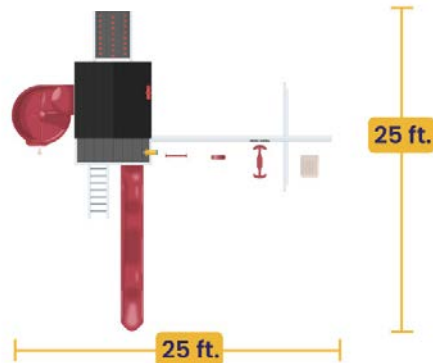


New Wave Rider

Recommended Ages 3 to 14



New Wave Rider



Border Needed:
124 Linear ft.

Rubber Mulch Needed:
3 tons

Wood Mulch Needed:
10 cu. yds.

Weed Guard Needed:
961 sq. ft.

Total Space Needed
31' x 31'



Customizing Tip

Replacing the tire swing with decking and a lemonade stand is a fun change. If you want more climbers, add a cargo net instead of one of the slides. Changing the avalanche slide to a tunnel express slide adds a lot more speed.

Starboard Escape

Recommended Ages 2 to 10



Customizing Tip

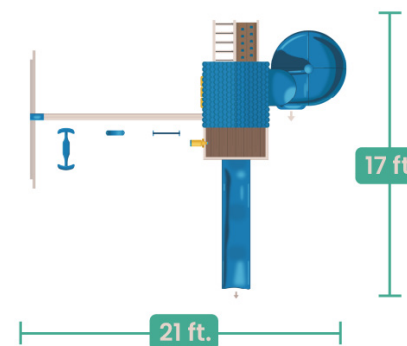
Adding decking and a lemonade stand under the Starboard Escape gives your children another play area. You can also change the standard swing beam to a monkey bar swing beam.

This Model Includes

- Towers:** 4' x 6' Play Deck w/ 5' Deck Height
- Slides:** 10' Waterfall Slide, 5' Super Spiral
- Climbers:** 5' Rock Climbing Wall/Ladder Combo
- Sandbox:** 4' x 4' (12 Bags of Sand Needed)
- Roof Type:** Plastic
- Swing Beam:** 3 Position 8' Standard Beam
- Rides:** Plastic Glider, Belt Swing, Trapeze Bar
- Fun Add-ons:** Tic-Tac-Toe, Telescope



Starboard Escape



Border Needed:
100 Linear ft.

Rubber Mulch Needed:
2 tons

Wood Mulch Needed:
7 cu. yds.

Weed Guard Needed:
621 sq. ft.

Total Space Needed
23' x 27'



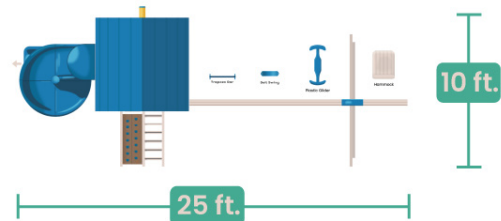
Pictured above is a customized set

This Model Includes

- Towers:** 6' x 6' Play Deck w/ 6' Deck Height
- Slides:** 6' Super Spiral Slide
- Climbers:** 6' Rock Climbing Wall/Ladder Combo
- Roof Type:** Poly
- Swing Beam:** 4 Position Standard Beam
- Rides:** Plastic Glider, Belt Swing, Trapeze Bar, Hammock Swing
- Fun Add-ons:** Decking Under Tower, Ship's Wheel, Telescope, Tea Table & Chairs



Captain's Pearl



Border Needed:
94 Linear ft.

Rubber Mulch Needed:
1.5 tons

Wood Mulch Needed:
5 cu. yds.

Weed Guard Needed:
496 sq. ft.

Total Space Needed
16' x 31'



Captain's Pearl

Recommended Ages 3 to 12



Customizing Tip

Attaching a sidewinder to the back of the set adds a second slide without extending your front to back dimensions much. You could change the climber combo to just a ladder on one side and then do a full width climber on the opposite side.

Treasure Cove

Recommended Ages 2 to 10



Customizing Tip

Adding a rock wall to the back of this swing set adds a nice challenge! To make it even more little-kid-friendly, you can change the climber to a staircase or ramp.

This Model Includes

Towers: 4' x 8' Split Level Play Deck w/ 5' & 6' Deck Height

Slides: 10' Avalanche Slide, 6' Super Spiral Slide

Climbers: 5' Rock Climbing Wall/Ladder Combo

Sandbox: 4' x 8' (24 Bags of Sand Needed)

Roof Type: Plastic

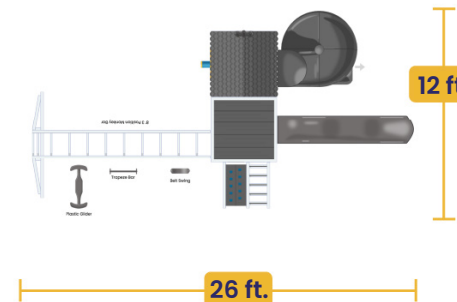
Swing Beam: 3 Position Monkey Bar

Rides: Plastic Glider, Belt Swing, Trapeze Bar

Fun Add-ons: Decking Under The Tower, Connect Four-in-a-row, Tic Tac Toe, Telescope, Ship's Wheel



Treasure Cove



Border Needed:
96 Linear ft.

Rubber Mulch Needed:
2 tons

Wood Mulch Needed:
5 cu. yds.

Weed Guard Needed:
540 sq. ft.

Total Space Needed
18' x 30'



This Model Includes

Towers: 4' x 6' Tower w/ 5' Deck Height
Slides: (2) 10' Avalanche Slides
Climbers: 5' Ladder, Ramp Slide
Roof Type: Poly
Swing Beam: 3 Position 8' Standard Beam
Rides: (2) Belt Swings, Trapeze Bar
Fun Add-ons: Decking Under The Tower, Connect Four-In-A-Row, Lemonade Stand (No Chairs), Ship's Wheel

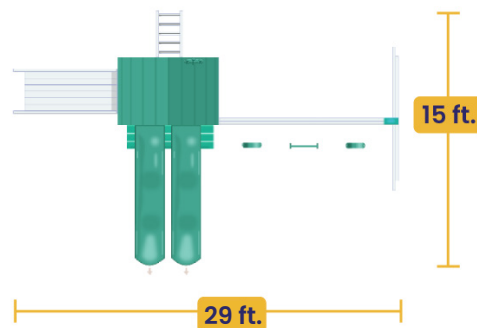


The Marina

Recommended Ages 2 to 10



The Marina



Border Needed:
112' Linear ft.

Rubber Mulch Needed:
2.5 tons

Wood Mulch Needed:
7 cu. yds.

Weed Guard Needed:
735 sq. ft.

Total Space Needed
21' x 35'



Customizing Tip

To drastically shrink the dimensions, you can remove the ramp slide. You can also change the swing beam to a monkey bar swing beam!

New Cubby's Fort

Recommended Ages 2 to 10



Customizing Tip

Switching from a combo climber to a ladder on one side and a full width climber on the back is a great change. If you want more swings, you can change the 3-position monkey bar swing beam to a 4-position!

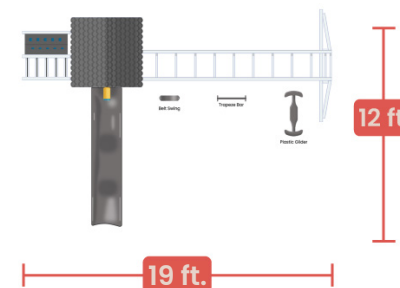
This Model Includes

- Towers:** 4' x 4' Play Deck w/ 5' Deck Height
- Slides:** 10' Waterfall Slide
- Climbers:** 5' Rock Climbing Wall/Ladder Combo
- Sandbox:** 4' x 4' (12 Bags of Sand Needed)
- Roof Type:** Plastic
- Swing Beam:** 3 Position Monkey Bar
- Rides:** Plastic Glider, Belt Swing, Trapeze Bar
- Fun Add-ons:** Telescope, Ship's Wheel, Checkerboard Sandbox Cover



Pictured above is a customized set

New Cubby's Fort



Border Needed:
86 Linear ft.

Rubber Mulch Needed:
1.5 tons

Wood Mulch Needed:
5 cu. yds.

Weed Guard Needed:
450 sq. ft.

Total Space Needed
18' x 25'



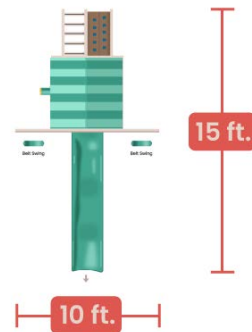
Pictured above is a customized set

This Model Includes

- Towers:** 4' x 4' Play Deck w/ 5' Deck Height
- Slides:** 10' Waterfall Slide
- Climbers:** 5' Rock Climbing Wall/Ladder Combo
- Sandbox:** 4' x 4' (12 Bags of Sand Needed)
- Roof Type:** Fabric
- Swing Beam:** 2 Position Cross Beam
- Rides:** (2) Belt Swings
- Fun Add-ons:** Telescope, Ship's Wheel, Tic-Tac-Toe



Care-Bear Castle



Border Needed:
76 Linear ft.

Rubber Mulch Needed:
1 tons

Wood Mulch Needed:
4 cu. yds.

Weed Guard Needed:
352 sq. ft.

Total Space Needed
22' x 16'



Care-Bear Castle

Recommended Ages 2 to 10



Customizing Tip

Increasing the deck size from a 4x4 to a 6x8 will give you more space to play up top but still keep your space saving design. If you want a solid roof, switch the fabric roof to a plastic roof.

Winnie's Tower

Recommended Ages 2 to 10



Customizing Tip

For more fun, add a rock wall or another slide to the back of the tower. To make it more accessible, you can change the ladder to a staircase or ramp!

This Model Includes

Towers: 4' x 4' Play Deck w/ 5' Deck Height

Slides: 5' Super Spiral Slide

Climbers: 5' Ladder

Sandbox: 4' x 4' (12 Bags of Sand Needed)

Roof Type: Plastic


Swing Beam: 3 Position 8' Standard Beam

Rides: (2) Belt Swings, Trapeze Bar

Fun Add-ons: Ship's Wheel



Winnie's Tower



Border Needed:
86 Linear ft.

Rubber Mulch Needed:
1.5 tons

Wood Mulch Needed:
5 cu. yds.

Weed Guard Needed:
450 sq. ft.

Total Space Needed
18' x 25'



This Model Includes

Towers: 2' x 2' Play Deck w/ 5' Deck Height

Slides: 10' Waterfall Slide

Climbers: 5' Ladder

Sandbox: 2' x 2' (3 Bags of Sand Needed)

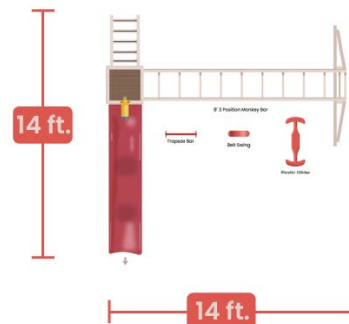
Swing Beam: 3 Position Monkey Bar

Rides: Plastic Glider, Belt Swing, Trapeze Bar

Fun Add-ons: Telescope



Honey Bear Hangout



Border Needed:
80 Linear ft.

Rubber Mulch Needed:
1 tons

Wood Mulch Needed:
4 cu. yds.

Weed Guard Needed:
400 sq. ft.

Total Space Needed
20' x 20'



Honey Bear Hangout

Recommended Ages 2 to 10



Customizing Tip

Adding a fireman's pole or a half width climber to the left side of the tower is a great way to add some fun. If you don't want monkey bars, you can change them to a standard swing beam and/or add a 4th swing position.

Wish-Bear's Dream

Recommended Ages 2 to 10



Customizing Tip

You can change one or both of the swing beams to monkey bar swing beams. If you need extra swings, we can add a fourth swing position to one side or both!

This Model Includes

Towers: 2' x 2' Play Deck w/ 5' Deck Height

Slides: 10' Waterfall Slide


Climbers: 5' Ladder

Sandbox: 2' x 2' (3 Bags of Sand Needed)


Swing Beam: (2) 3 Position 8' Standard Beams

Rides: Plastic Glider, (3) Belt Swings, Trapeze Bar, Deluxe Toddler Swing

Fun Add-ons: Telescope



Wish-Bear's Dream



Border Needed:
104 Linear ft.

Rubber Mulch Needed:
2 tons

Wood Mulch Needed:
7 cu. yds.

Weed Guard Needed:
640 sq. ft.

Total Space Needed
20' x 32'



Customizing

Did you know that all of our sets are customizable?

Customizing is free and we are always happy to design the sets with you!

Most customers take one of our standard sets and tweak the design till it's just right. Some, however, like to start from scratch and build their own epic swing set!

If that sounds like you, here are the steps to take!



Familiarize

Browsing our products will give you a good idea of how all of our components work together.



Prioritize

Decide what are the most important features for you. This will guide the process.



Visualize

Draw out your plan! Even a poor drawing is helpful. If you need some help on the layout, do the next step!



Contact

Call, email, or chat with us. Our team will look over your design and help you refine your swing set.



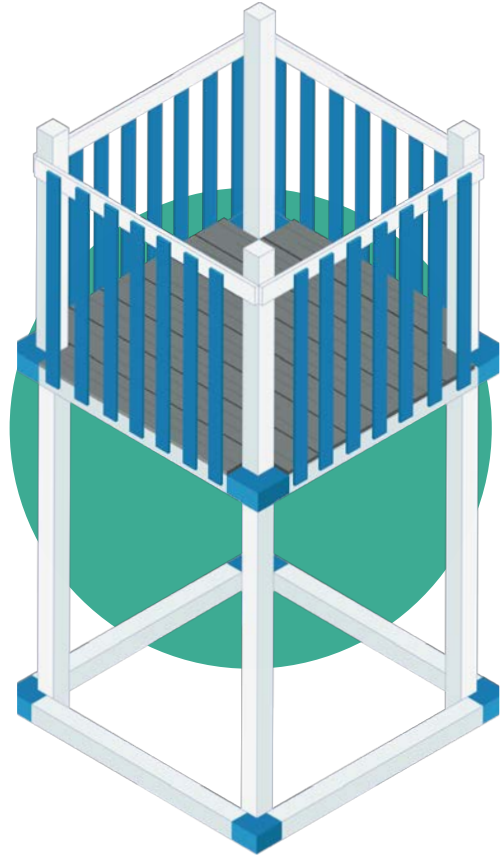
Finalize

The last step is picking your colors and then placing a deposit over the phone.



Towers

Our standard tower height is 5' tall. All towers can be raised or lowered depending on your needs.



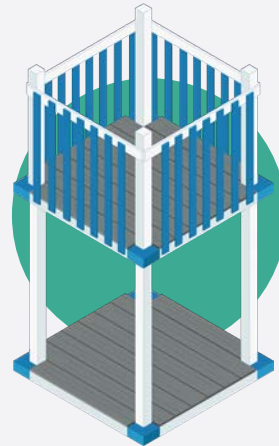
4x4 Tower

The classic size tower



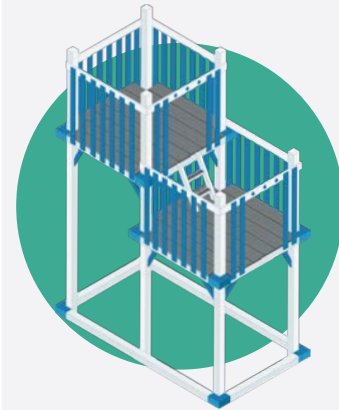
4x6 Tower

A nice upgrade
4x4 base w/ 2' balcony



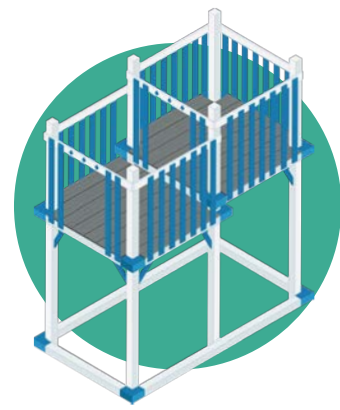
Decking Under Tower

Great for chairs, tables,
or outside toys



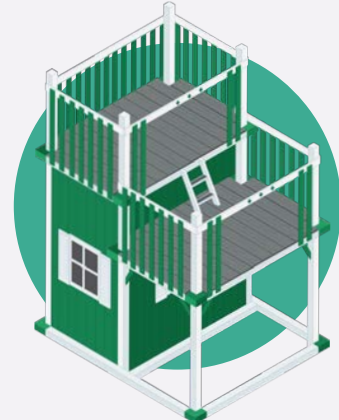
4x8 Double Deck

The classic double
deck tower
5' and 7' deck height



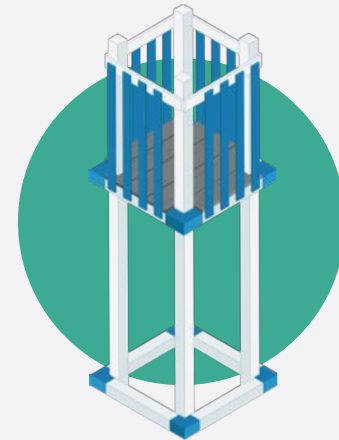
4x8 Split Deck

A double deck for
smaller children
5' and 6' deck heights



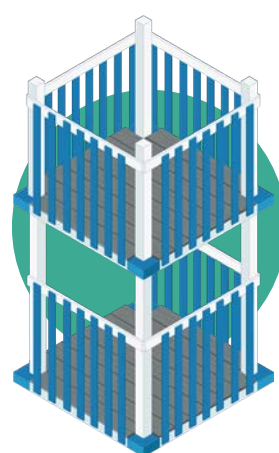
6x8 Double Deck Playhouse

The clubhouse doubles the fun
5' and 7' deck height




2x2 Tower

Space saving for the
small yard



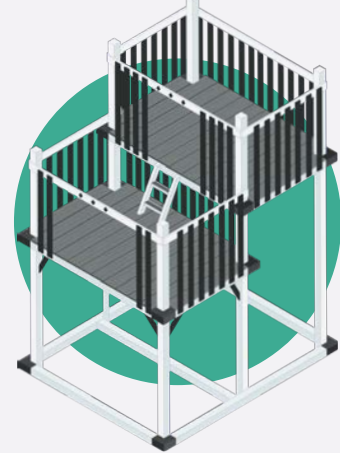
Rails Around Bottom Deck

Perfect for adding flair to the set



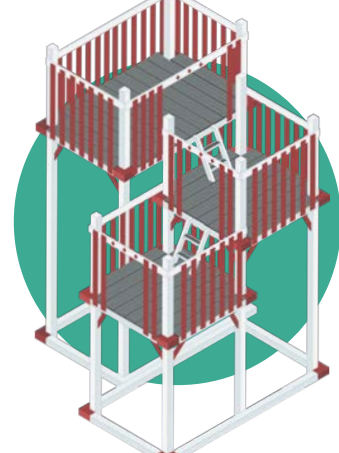
6x6 Tower

Spacious and roomy



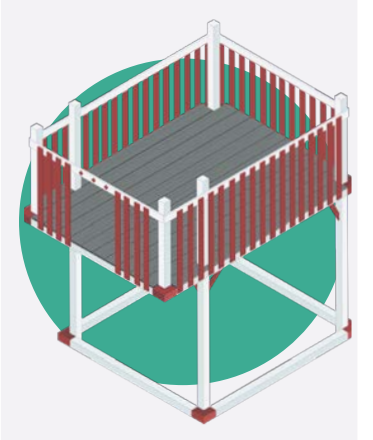
6x8 Double Deck

More room for lots of kids
5' and 7' deck height



Triple Cascade

5', 7', and 9' tall towers



6x8 Playdeck

The largest single
tower we offer



Playhouses

Our playhouses have captured the imaginations of the whole family!



What do you need to know about our playhouses to get started? Here is some important information:

- ◆ These large playhouse sets are very heavy. We will use a mini skid steer to maneuver your set into place. If your yard is soft or if they must use tight turns, there will be scuffs left in your yard. This will be understood as an acceptable risk of getting the set installed.
- ◆ While beautiful, the bright white will show any mud from the road, bug splatters, or other dirt from the manufacturing and delivery process. A simple scrubbing with a cloth and cleaner will remove the dirt from your playset.
- ◆ The size of the playhouse is determined by measuring across the tower the playhouse sits on. The dimensions of the playhouse are approximate.
- ◆ Our playhouses are available in the following sizes: 4' x 4', 6' x 6', 8' x 6', 8' x 8'
- ◆ All playhouses come with 5' tall walls, and the tower they sit on can be 5', 6', or 7' tall.
- ◆ Big playhouses require flat land for optimal installation.

Watching our playhouse product videos and browsing our standard sets will give you a great start! If you have questions, that is what our swing set design team is there for, so fire away!

Roofs

Each roof type has its own merit. Fabric roofs are light and inexpensive while poly roofs have that classic appeal. Plastic roofs are sturdy and reliable.



Poly Roof
Classic look



Fabric Roof
Budget friendly



Plastic Roof
Durable and cute
with a shingled look



Pergola Roof
A bit of class



Lean-to Roof
A modern roof for a
modern look



Connectors

Connecting towers is a great way to double the fun! From tunnels to bridges, your kids will have a blast running from tower to tower.



Tunnel

Add a bit of challenge
Available in 3', 6', and 9'.



Wobbly Bridge

Wobbly, bouncy fun!
Available in 8'

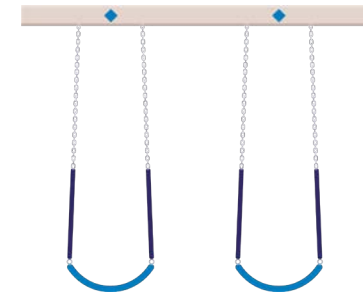


Solid Bridge

Versatile and safe.
Available in 6', 8', 10', and 12'

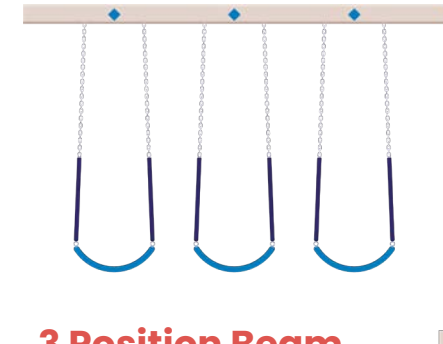


Swing Beams




2 Position Cross Beam

Space saving
*as seen on the Care Bear Castle pg. 52




3 Position Beam

The classic swing beam
8' standard beam or 10' high beam
*10' high beams only available on 7' deck heights or taller



4 Position Beam

Great for hammocks
8' standard beam or 10' high beam
*10' high beams only available on 7' deck heights or taller



Perpendicular Monkey Bar

Perpendicular monkey bars can be added to a 3 position 8' or 10' swing beam



3 Position Monkey Bar

Great for swinging and climbing
8' tall, only available on 5' deck heights



4 Position Monkey Bar

Gain an additional swing position
8' tall, only available on 5' deck heights



Slides

Slides are often the first thing you see on a swing set! Most of our popular slides are available on all tower heights!



Waterfall Slide

The classic slide
Available in 5' deck heights only



Super Spiral Slide

Made in Lancaster County
Available in 5', 6', 7', and 9' deck heights



Avalanche Slide

Sturdy and great for younger children
Available in 5', 6', and 7' deck heights



Turbo Tube Slide

Twirly fun
Available in 7' and 9' deck heights



Sidewinder Slide

Flexible placement options
Available in 5', 7', and 9' deck heights



Tunnel Express Slide

The fastest slide
Available in 5', 7', and 9' deck heights



Clear Panels

Available to replace the tops of both straight tube pieces and curved pieces.



Ball Pit Blast Slide

Connects from 7' deck height to ball pit



Climbers



Ladder
Space saving and efficient



Staircase
Friendly for all ages




Staircase with Railing
Staircases over 5' tall come standard with poly railing



Rockwall / Ladder Combo

Space saving combo




Ramp
Perfect for little children
Only available with 5' deck
Available with Poly Railings



Full Width Rock Climbing Wall
Build strength and coordination



Cargo Net / Ladder Combo
Space saving combo



Full Width Cargo Net
A fun climber variant



Ramp Slide
Sliding & Climbing fun!



Swings



Belt Swing
The classic swing



Deluxe Toddler Swing
Made in Lancaster, PA



Trapeze Bar
Perfect for the acrobats





Daisy Disc

Sit or stand on this ride



Bucket Swing

The classic baby swing



Hammock Swing

Mom approved



Plastic Glider

Fun for one, more fun with two



2 Rope Tire Swing

Fun to sit or stand on



3 Rope Tire Swing

Perfect for under large towers



4 Rope Tire Swing

Great for lots of kids



Buoy Ball / Trapeze Combo

Perfect for little monkeys



Buoy Ball

Unique, swinging fun



Fun Accessories

Adding in fun accessories helps spark creative play! A ship's wheel transforms the set into a pirate ship while the spot light adds after dark fun!



Binoculars



Megaphone



Periscope



Telescope



Spotlight



Tic Tac Toe



Steering Wheel



Ship's Wheel



Bubble Tube Panel



Flower Box

Available in 2' & 4'




Garden Bench



Misting System

Available for
Slide & Swing Beam



Big Playhouse Window



Tea Table & Chairs



Checkers Sandbox Cover



Picnic Table

4' or 6' table
Available loose & built in



Fireman's Pole



Lemonade Stand

Sized according to Tower Size



Connect Four-in-a-row



Ball Pit with Balls



Bubble Panel



Coffee Bar



Mulch, Edging, Weed Guard



Recycled Rubber Mulch

- Exceptional shock absorbancy
- Reduced risk of playground injuries
- 12 year color guarantee!
- It will not blow away or wash away in storms
- Reduces bug and rodent infestation and does not attract ants
- Will not decompose or compress
- Weather-friendly, never freezes
- Always dry and ready to play almost immediately after even the heaviest rain
- Rainproof, does not retain moisture, slipperiness or dirt
- Our Mulch is 99.9% steel free
- All our products are proudly made in the USA, and are GSA, ASTM, and IPEMA certified.

Wood Mulch

For a traditional play area, we also offer wood mulch. Enjoy a play area like you had when you were a kid!

Beuta Edging

Keep your play area neat and tidy with our flexible plastic edging that looks like real stone and installs quickly and easily.

Weed Guard

Keep the weeds outside of your play area with our landscaping screen! Our weed guard comes in wide rolls and can be cut to the desired length of your playground site.



King Swings Commercial creates, delivers, and installs hand-made commercial playgrounds while keeping the process simple, clear, and enjoyable!

Did you know that King Swings offers a commercial line of playgrounds? Designed by certified playground safety inspectors and built to meet ASTM codes, our commercial playgrounds are perfect for any application where you need to pass a safety inspection.

We know that a commercial playground is a big project filled with confusing codes and standards. Our team will come alongside you and guide you through each step.

With downloadable PDFs, presentations, and clear information, our commercial website will equip you with everything you need to bring your playground project to completion!



About King Swings

Our Story

As parents, we get it. Parenting can be challenging especially with the modern difficulties we face. At times, we need the children to play by themselves in a safe, fun environment.

From our start in an Amish barn in 1988, King Swings has understood the importance of play. Play is foundational in our development from childhood to adulthood.

This is why we are passionate about working alongside you to create the perfect playset for your children! Each set we offer is completely customizable; plus we deliver and install. King Swings is dedicated to helping you bring peace and play to your backyard!

The Team

King Swings is made up of Amish craftsmen from all over Lancaster County. The owner, Elmer, has been in the swing set business his entire life. King Swings has been blessed with a group of solid team members, both in the office and in building bays, who are passionate about safe and fun swing sets.

History

Ben King founded King Swings in 1988 in his barn. Since then, the company has grown, and his son, Elmer, has expanded both production and vision, servicing multiple states, with plans of further expansion.



Behind The Scenes

Companies, whether big or small, are made up of the same thing; people. King Swings believes we have some of the best people around. From the office clear through to the installation crews, King Swings is proud of our team.

Manufacturing



Delivery & Installation



Sales & Office







Bring The Playground Home




kingswingsets.com

(717) 687-8210

 Follow us on Facebook
[@kingswings](https://www.facebook.com/kingswings)

 Follow us on Instagram
[@kingswingsplay](https://www.instagram.com/kingswingsplay)

 Follow us on Pinterest
[@kingswingsplay](https://www.pinterest.com/kingswingsplay)

 Subscribe on Youtube
King Swings